

Signify Classified - Internal  
Cooper Lighting Solutions Photometric Lab  
1121 Highway 74 South  
Peachtree City, GA 30269



Scaled data based on original data using  
LM-79-08 Approved Method: Electrical and Photometric Measurements of Solid-  
State Lighting Products

Test Report Prepared for  
Cooper Lighting Solutions  
(formerly Eaton)

Brand: INVUE

Report Number: P868602

Luminaire Tested: **EMM2-HTN-SA2B-730-U-T4W**

Issue Date: 08/22/2024



**Test Information**

Test Method: LM-79-08  
Report Number: P868602  
Test Lab: INNOVATION CENTER(G3)  
Issue Date: 08/22/2024  
Manufacturer: COOPER LIGHTING SOLUTIONS (FORMERLY EATON)  
Product Line: INVUE  
Catalog Number: EMM2-HTN-SA2B-730-U-T4W  
Description: EPIC MODERN TALL HOUSING DISCRETE LED ARRAYS 100W 70CRI 3000K  
FIXTURE w/ TYPE IV WIDE DISTRIBUTION OPTIC  
Light Source: (20) 3000K CCT, 70 CRI LEDS  
Ballast/Driver: ELECTRONIC DRIVER

**Summary**

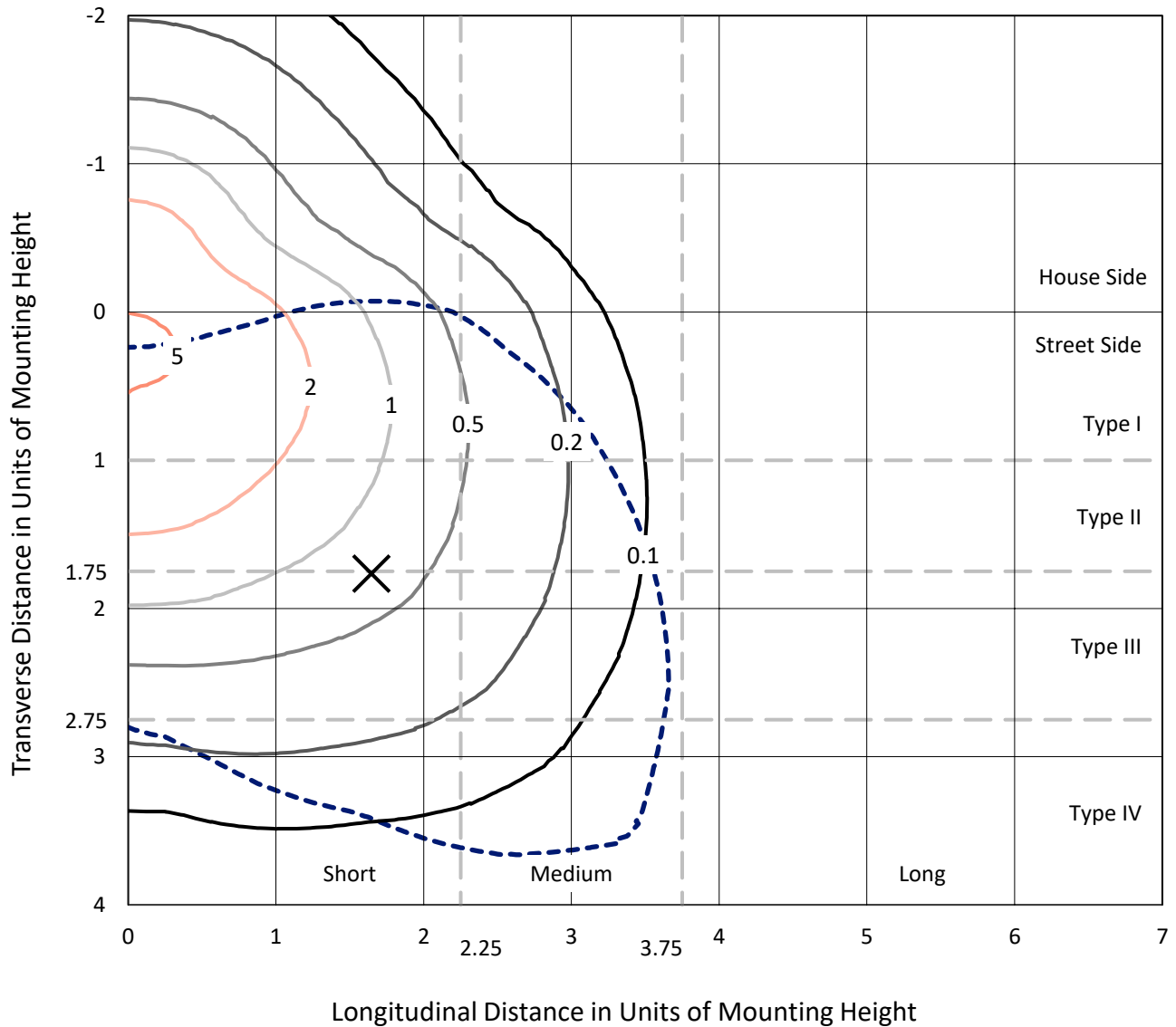
Lumens per Lamp: N/A  
Luminaire Lumens: 11932.2 lumens  
Efficiency: N/A  
Efficacy: 132.6 lumens/watt  
Luminous Opening: Rectangular (W 0.67' x L: 0.33' x H: 0')  
IES Classification: Type IV - Short  
BUG Rating: B2 - U0 - G2

Input Watts (W): 90  
Input Voltage (V): 120  
Input Current (A<sub>in</sub>): NR  
Voltage Rise (V): NR  
Power Factor: 0.99  
Total Harmonic Distortion (THDi): 6.20%  
Frequency (hertz): 60  
Stabilization Time: NR  
Operation Time: NR  
Ambient Temperature (°C): NR  
Test Distance: 24 FT

REPORT NUMBER: P868602  
 CATALOG NUMBER: EMM2-HTN-SA2B-730-U-T4W

### Iso-Footcandle Lines of Horizontal Illumination

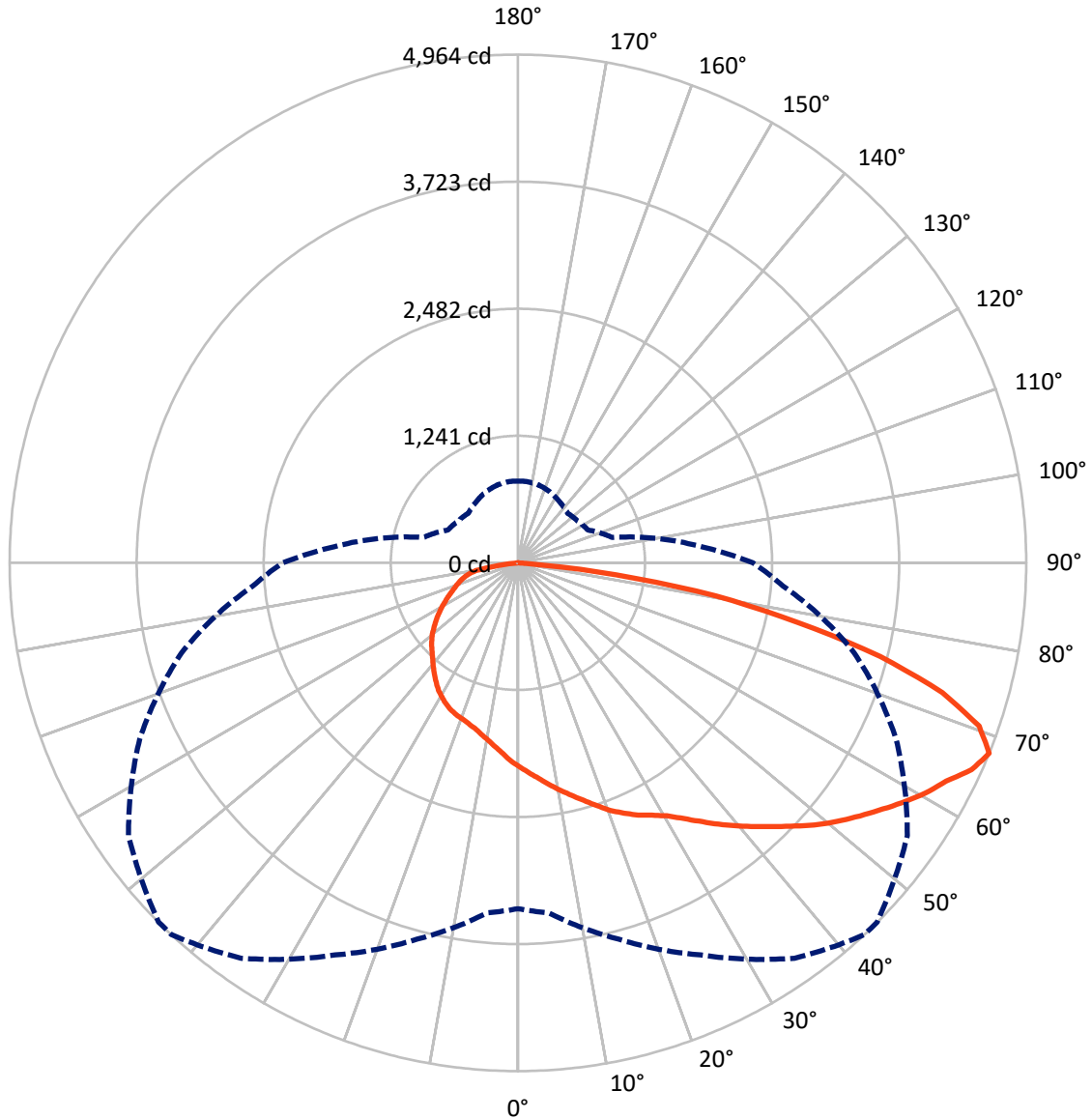
✕ Max cd  
 - - - 1/2 Max cd



Based on 20 foot mounting height. Maximum calculated value = 5.7 fc  
 Type IV - Short - N/A

REPORT NUMBER: P868602  
CATALOG NUMBER: EMM2-HTN-SA2B-730-U-T4W

### Luminous Intensity Polar Plot



— Vertical Plane Through 43-Deg Lateral    - - - Horizontal Cone Through 67.5-Deg Vertical

REPORT NUMBER: P868602  
 CATALOG NUMBER: EMM2-HTN-SA2B-730-U-T4W

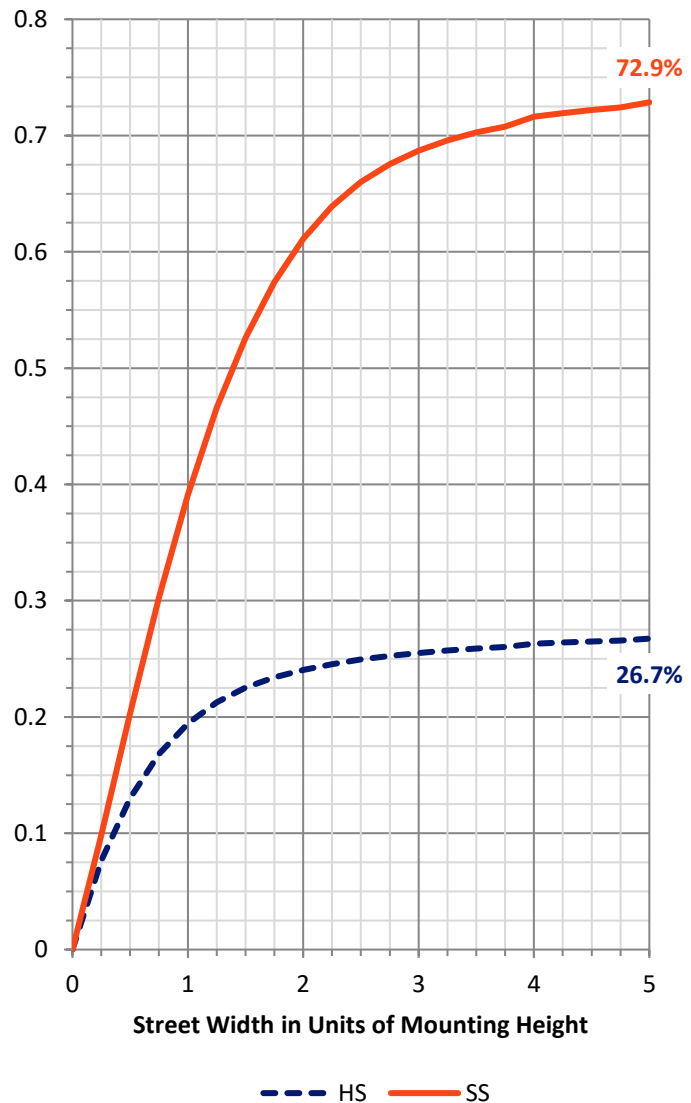
**FLUX DISTRIBUTION:**

		Downward	Upward	Total
<b>House Side</b>	Lumens	3209.8	0.0	3209.8
	% Fixture	26.9	0.0	26.9
<b>Street Side</b>	Lumens	8722.4	0.0	8722.4
	% Fixture	73.1	0.0	73.1
<b>Total</b>	Lumens	11932.2	0.0	11932.2
	% Fixture	100.0	0.0	100.0

**Coefficient of Utilization**

**ZONAL LUMENS:**

Zone	Lumens	% Fixture
0°-10°	190.6	1.6
10°-20°	582.1	4.9
20°-30°	993.2	8.3
30°-40°	1448.6	12.1
40°-50°	1946.0	16.3
50°-60°	2382.2	20.0
60°-70°	2507.1	21.0
70°-80°	1636.8	13.7
80°-90°	245.5	2.1
90°-100°	0.0	0.0
100°-110°	0.0	0.0
110°-120°	0.0	0.0
120°-130°	0.0	0.0
130°-140°	0.0	0.0
140°-150°	0.0	0.0
150°-160°	0.0	0.0
160°-170°	0.0	0.0
170°-180°	0.0	0.0
0°-90°	11932.2	100.0
0°-180°	11932.2	100.0



REPORT NUMBER: P868602

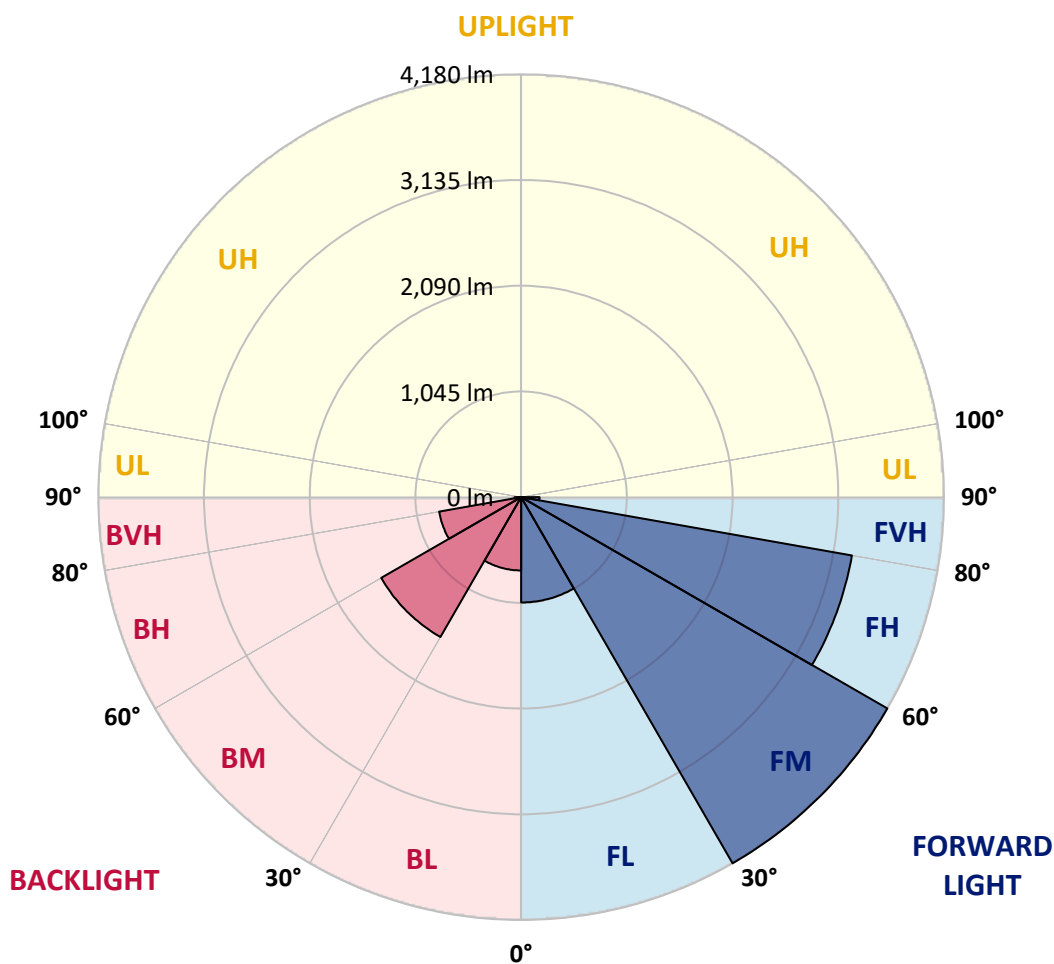
CATALOG NUMBER: EMM2-HTN-SA2B-730-U-T4W

**LUMINAIRE CLASSIFICATION SYSTEM LUMEN TABLE AND BUG RATING:**

Zone	Lumens	% Fixture	Zone Rating/Lumen Limit		
			B	U	G
FL (0°-30°)	1041.3	8.7			
FM (30°-60°)	4179.7	35.0			
FH (60°-80°)	3320.2	27.8			G2/5000
FVH (80°-90°)	181.1	1.5			G2/225
BL (0°-30°)	724.6	6.1	B2/1000		
BM (30°-60°)	1597.0	13.4	B2/2500		
BH (60°-80°)	823.7	6.9	B2/1000		G2/1000
BVH (80°-90°)	64.4	0.5			G1/100
UL (90°-100°)	0.0	0.0		U0/0	
UH (100°-180°)	0.0	0.0		U0/0	

**BUG Rating: B2-U0-G2**

Type IV Short





REPORT NUMBER: P868602

CATALOG NUMBER: EMM2-HTN-SA2B-730-U-T4W

**CANDELA DISTRIBUTION (FULL):**

	0°	5°	15°	25°	35°	43°	45°	55°	65°	75°	85°
0°	1991.8	1991.8	1991.8	1991.8	1991.8	1991.8	1991.8	1991.8	1991.8	1991.8	1991.8
2.5°	2083.6	2081.2	2073.9	2069.1	2054.6	2052.2	2052.2	2037.7	2020.8	2011.2	2001.5
5°	2177.7	2165.7	2160.8	2151.2	2127.0	2112.6	2117.4	2090.8	2057.0	2032.9	2006.3
7.5°	2262.2	2257.4	2240.5	2228.4	2199.5	2185.0	2180.2	2139.1	2095.7	2059.4	2016.0
10°	2363.6	2351.6	2341.9	2317.8	2279.1	2257.4	2250.2	2197.1	2141.5	2093.2	2035.3
12.5°	2455.4	2440.9	2428.8	2404.7	2366.1	2329.8	2320.2	2259.8	2189.8	2124.6	2052.2
15°	2525.4	2527.8	2515.7	2494.0	2450.6	2407.1	2399.9	2320.2	2235.7	2156.0	2069.1
17.5°	2590.6	2600.3	2593.0	2578.5	2535.1	2491.6	2484.4	2395.0	2293.6	2192.2	2088.4
20°	2653.4	2653.4	2651.0	2641.3	2609.9	2580.9	2566.5	2477.1	2349.2	2230.9	2115.0
22.5°	2689.6	2699.2	2699.2	2699.2	2679.9	2655.8	2651.0	2564.0	2424.0	2279.1	2139.1
25°	2745.1	2757.2	2757.2	2752.4	2735.5	2728.2	2721.0	2638.9	2496.4	2334.7	2165.7
27.5°	2863.4	2861.0	2841.7	2817.5	2793.4	2791.0	2781.3	2723.4	2580.9	2395.0	2201.9
30°	3027.6	3032.4	3008.3	2933.4	2877.9	2865.8	2868.2	2817.5	2679.9	2465.0	2242.9
32.5°	3278.7	3278.7	3184.5	3087.9	3008.3	2976.9	2969.6	2926.2	2781.3	2542.3	2288.8
35°	3467.0	3459.8	3406.6	3293.2	3194.2	3104.8	3092.8	3034.8	2894.8	2629.2	2339.5
37.5°	3609.4	3623.9	3582.9	3496.0	3399.4	3244.9	3220.7	3138.7	2998.6	2713.7	2390.2
40°	3884.7	3848.5	3749.5	3669.8	3553.9	3382.5	3360.8	3259.4	3104.8	2807.9	2453.0
42.5°	4085.1	4034.4	3920.9	3814.7	3669.8	3520.1	3500.8	3389.7	3228.0	2914.1	2518.2
45°	4372.4	4258.9	4102.0	4007.8	3802.6	3669.8	3645.7	3524.9	3355.9	3027.6	2600.3
47.5°	4650.0	4452.1	4285.5	4242.0	3947.5	3831.6	3812.3	3672.2	3493.6	3150.7	2679.9
50°	4613.8	4483.4	4427.9	4386.9	4073.0	3983.7	3964.4	3821.9	3633.6	3281.1	2759.6
52.5°	4522.1	4534.1	4536.6	4437.6	4191.3	4126.1	4106.8	3983.7	3778.5	3394.6	2836.9
55°	4618.6	4633.1	4630.7	4481.0	4328.9	4268.6	4256.5	4147.8	3918.5	3500.8	2892.4
57.5°	4765.9	4717.6	4710.4	4589.7	4476.2	4420.7	4406.2	4312.0	4036.8	3578.1	2935.8
60°	4792.5	4695.9	4727.3	4613.8	4587.3	4570.4	4565.5	4454.5	4147.8	3640.8	2952.7
62.5°	4495.5	4478.6	4601.7	4555.9	4645.2	4693.5	4695.9	4555.9	4208.2	3665.0	2935.8
65°	3988.5	4056.1	4321.7	4454.5	4732.1	4869.7	4864.9	4616.2	4201.0	3595.0	2832.0
67.5°	3377.7	3430.8	3805.0	4225.1	4712.8	4963.9	4961.5	4642.8	4075.4	3401.8	2597.8
70°	2561.6	2728.2	3259.4	3812.3	4452.1	4778.0	4819.0	4493.1	3788.1	3049.3	2242.9
72.5°	1948.4	1974.9	2617.2	3196.6	3986.1	4336.2	4328.9	4015.1	3307.7	2568.9	1868.7
75°	1383.4	1441.4	1970.1	2477.1	3266.6	3655.3	3638.4	3293.2	2638.9	1999.1	1429.3
77.5°	1030.9	1052.7	1441.4	1837.3	2443.3	2793.4	2786.2	2433.7	1941.1	1467.9	1064.7
80°	753.3	789.5	1038.2	1282.0	1656.2	1958.0	1948.4	1615.2	1245.8	1026.1	777.4
82.5°	422.5	449.1	603.6	775.0	874.0	968.2	927.1	775.0	567.4	441.8	381.5
85°	12.1	14.5	21.7	26.6	45.9	77.3	84.5	74.8	89.3	55.5	60.4
87.5°	4.8	4.8	4.8	4.8	4.8	7.2	7.2	7.2	7.2	7.2	7.2
90°	0.0	0.0	0.0	0.0	0.0	0.0	0.0	0.0	0.0	0.0	0.0



REPORT NUMBER: P868602

CATALOG NUMBER: EMM2-HTN-SA2B-730-U-T4W

**CANDELA DISTRIBUTION (continued):**

	90°	95°	105°	115°	125°	135°	145°	155°	165°	175°	180°
0°	1991.8	1991.8	1991.8	1991.8	1991.8	1991.8	1991.8	1991.8	1991.8	1991.8	1991.8
2.5°	1996.7	1987.0	1967.7	1955.6	1948.4	1938.7	1924.2	1914.6	1907.3	1917.0	1914.6
5°	1994.3	1974.9	1941.1	1917.0	1892.8	1873.5	1851.8	1834.9	1825.2	1830.1	1827.7
7.5°	1994.3	1970.1	1917.0	1878.4	1842.1	1813.2	1789.0	1767.3	1757.6	1760.1	1757.6
10°	2003.9	1970.1	1900.1	1844.6	1796.3	1762.5	1735.9	1716.6	1709.4	1716.6	1719.0
12.5°	2013.6	1970.1	1885.6	1815.6	1752.8	1716.6	1692.5	1680.4	1685.2	1687.6	1690.0
15°	2018.4	1967.7	1871.1	1781.8	1711.8	1673.1	1658.7	1656.2	1668.3	1680.4	1682.8
17.5°	2030.5	1965.3	1849.4	1748.0	1675.6	1644.2	1636.9	1646.6	1670.7	1687.6	1692.5
20°	2045.0	1970.1	1825.2	1706.9	1639.3	1615.2	1627.3	1649.0	1678.0	1702.1	1706.9
22.5°	2059.4	1972.5	1803.5	1670.7	1600.7	1595.9	1622.4	1653.8	1687.6	1711.8	1716.6
25°	2076.3	1972.5	1774.5	1624.9	1562.1	1569.3	1610.4	1651.4	1682.8	1714.2	1719.0
27.5°	2093.2	1977.3	1743.2	1574.2	1513.8	1535.5	1586.2	1636.9	1670.7	1702.1	1709.4
30°	2122.2	1987.0	1716.6	1530.7	1465.5	1494.5	1554.8	1612.8	1649.0	1682.8	1690.0
32.5°	2151.2	2001.5	1694.9	1484.8	1417.2	1451.0	1518.6	1583.8	1622.4	1653.8	1658.7
35°	2189.8	2020.8	1678.0	1439.0	1368.9	1395.5	1467.9	1540.4	1583.8	1608.0	1620.0
37.5°	2230.9	2047.4	1663.5	1397.9	1315.8	1340.0	1417.2	1494.5	1540.4	1564.5	1569.3
40°	2281.6	2083.6	1653.8	1359.3	1265.1	1284.4	1361.7	1446.2	1489.7	1506.6	1516.2
42.5°	2337.1	2122.2	1646.6	1320.6	1209.6	1228.9	1311.0	1393.1	1436.5	1451.0	1458.3
45°	2407.1	2172.9	1641.8	1279.6	1163.7	1180.6	1262.7	1344.8	1381.0	1400.3	1407.6
47.5°	2472.3	2223.6	1627.3	1231.3	1113.0	1137.2	1212.0	1284.4	1325.5	1337.5	1344.8
50°	2537.5	2267.1	1598.3	1178.2	1067.1	1088.9	1156.5	1209.6	1241.0	1255.5	1260.3
52.5°	2600.3	2298.5	1552.4	1122.7	1018.9	1033.3	1088.9	1139.6	1161.3	1166.1	1180.6
55°	2641.3	2315.4	1487.2	1057.5	970.6	975.4	1016.4	1062.3	1074.4	1076.8	1076.8
57.5°	2670.3	2305.7	1410.0	992.3	922.3	922.3	946.4	982.6	987.5	989.9	994.7
60°	2675.1	2271.9	1311.0	931.9	869.2	861.9	886.1	907.8	910.2	915.0	919.9
62.5°	2638.9	2197.1	1204.8	874.0	818.5	801.6	823.3	845.0	857.1	864.3	869.2
65°	2527.8	2045.0	1084.0	816.0	770.2	741.2	767.8	804.0	828.1	830.5	830.5
67.5°	2296.0	1798.7	956.1	755.7	712.2	685.7	719.5	758.1	787.1	799.1	796.7
70°	1946.0	1525.9	837.8	692.9	654.3	637.4	673.6	717.1	741.2	750.9	755.7
72.5°	1566.9	1221.7	734.0	630.1	603.6	593.9	630.1	673.6	707.4	721.9	724.3
75°	1219.2	960.9	647.0	565.0	543.2	545.6	584.3	627.7	663.9	671.2	649.5
77.5°	946.4	765.3	565.0	487.7	475.6	492.5	531.2	577.0	598.8	606.0	591.5
80°	683.3	586.7	456.3	383.9	383.9	410.4	444.2	497.4	504.6	494.9	499.8
82.5°	323.5	284.9	224.5	185.9	173.8	193.1	205.2	222.1	241.4	246.3	234.2
85°	43.5	29.0	21.7	24.1	21.7	14.5	9.7	9.7	9.7	7.2	7.2
87.5°	7.2	7.2	4.8	4.8	4.8	4.8	4.8	4.8	2.4	2.4	2.4
90°	0.0	0.0	0.0	0.0	0.0	0.0	0.0	0.0	0.0	0.0	0.0



LM-79-2019: Approved Method: Electrical and Photometric Measurements of Solid-  
State Lighting Products

Report Prepared for

Cooper Lighting Solutions

Streetworks

Report Number: SP1-2407-157-4

Test Date: 08/07/2024

Luminaire Tested: MEM2-HTN-SA-40-730-U-5WQ-2

Data in this report applies to families of products including MEM2-HTN-SA-40-730-U-5WQ-2

**Test Information**

Test Method: LM-79-2019  
 Report Number: SP1-2407-157-4  
 Test Lab: COOPER LIGHTING SOLUTIONS  
 Photometer: SP1 - 76IN SPHERE  
 Measurement Geometry:  $4\pi$   
 Issue Date: 08/20/2024  
 Manufacturer: COOPER LIGHTING SOLUTIONS  
 Product Line: Streetworks  
 Catalog Number: **MEM2-HTN-SA-40-730-U-5WQ-2**  
 Description: Epic Modern Light Square 40W 5WQ Optic and Flare Trim

**Spectral Parameters**

CCT (K): 3057  
 CIE u': 0.2487  
 CIE v': 0.5199  
 Duv: -0.0002  
 CIE x: 0.4326  
 CIE y: 0.4020  
 CIE z: 0.1654  
 Peak Wavelength (nm): 593  
 Dominant Wavelength (nm): 582  
 Purity: 50.50735  
 Rf: 74.6  
 Rg: 94

CRI (Ra):	71.7		
R1:	68.1	R9:	-34.8
R2:	82.0	R10:	58.5
R3:	93.5	R11:	62.5
R4:	67.5	R12:	47.5
R5:	67.2	R13:	70.7
R6:	74.9	R14:	96.4
R7:	77.4	R15:	60.0
R8:	43.1		



**Test Conditions**

Stabilization Time: 21M  
 Operation Time: 1H 21M  
 Sphere Temperature (°C): 24.2

REPORT NUMBER: SP1-2407-157-4

Measurement and Test Equipment			
Instrument	Identification Number	Calibration Date	Calibration Due Date
Photometer	IN0058	6/18/2024	12/18/2024
Power Meter	INXT2011004	2/8/2024	2/8/2025
AC Power Source	IN0063	10/24/2023	10/24/2024
DC Power Source	IN0208	10/24/2023	10/24/2024
Sphere Thermometer	IN0085	10/24/2023	10/24/2024
Room Thermometer	IN0046	10/24/2023	10/24/2024

REPORT NUMBER: SP1-2407-157-4

CIE 1931 Chromaticity Diagram



CIE 1931 Chromaticity Diagram with 2017 ANSI 7-Step and 4-Step Quadrangles



Point lies inside the ANSI 3000K 4-step quadrangle

REPORT NUMBER: SP1-2407-157-4

**Photopic Flux vs. Wavelength**



**Photopic Lumens: NR**

$\lambda$ (nm)	Power W <sup>^</sup> /nm	Lumens ( $\phi$ /nm)	$\lambda$ (nm)	Power W <sup>^</sup> /nm	Lumens ( $\phi$ /nm)	$\lambda$ (nm)	Power W <sup>^</sup> /nm	Lumens ( $\phi$ /nm)	$\lambda$ (nm)	Power W <sup>^</sup> /nm	Lumens ( $\phi$ /nm)	$\lambda$ (nm)	Power W <sup>^</sup> /nm	Lumens ( $\phi$ /nm)
360	0	NR	490	104	NR	620	818	NR	750	20	NR	880	1	NR
365	0	NR	495	135	NR	625	755	NR	755	17	NR	885	0	NR
370	0	NR	500	184	NR	630	691	NR	760	15	NR	890	0	NR
375	0	NR	505	247	NR	635	625	NR	765	13	NR	895	0	NR
380	0	NR	510	309	NR	640	561	NR	770	11	NR	900	0	NR
385	0	NR	515	369	NR	645	499	NR	775	9	NR	905	0	NR
390	0	NR	520	419	NR	650	441	NR	780	8	NR	910	0	NR
395	0	NR	525	460	NR	655	388	NR	785	7	NR	915	0	NR
400	1	NR	530	492	NR	660	338	NR	790	6	NR	920	0	NR
405	3	NR	535	524	NR	665	294	NR	795	5	NR	925	0	NR
410	7	NR	540	553	NR	670	253	NR	800	4	NR	930	0	NR
415	15	NR	545	588	NR	675	218	NR	805	4	NR	935	0	NR
420	31	NR	550	625	NR	680	188	NR	810	3	NR	940	0	NR
425	60	NR	555	670	NR	685	161	NR	815	3	NR	945	0	NR
430	107	NR	560	723	NR	690	139	NR	820	3	NR	950	0	NR
435	183	NR	565	780	NR	695	118	NR	825	2	NR	955	0	NR
440	289	NR	570	837	NR	700	100	NR	830	2	NR	960	0	NR
445	460	NR	575	894	NR	705	85	NR	835	2	NR	965	0	NR
450	646	NR	580	942	NR	710	73	NR	840	1	NR	970	0	NR
455	561	NR	585	976	NR	715	62	NR	845	1	NR	975	0	NR
460	331	NR	590	998	NR	720	53	NR	850	1	NR	980	0	NR
465	238	NR	595	1000	NR	725	45	NR	855	1	NR	985	0	NR
470	178	NR	600	990	NR	730	39	NR	860	1	NR	990	0	NR
475	120	NR	605	962	NR	735	33	NR	865	1	NR	995	0	NR
480	96	NR	610	925	NR	740	28	NR	870	1	NR	1000	0	NR
485	95	NR	615	873	NR	745	24	NR	875	1	NR			

REPORT NUMBER: SP1-2407-157-4

**Scotopic Flux vs. Wavelength**



**Scotopic Lumens: NR**

**S/P: 1.23**

$\lambda$ (nm)	Power W <sup>^</sup> /nm	Lumens ( $\phi$ /nm)	$\lambda$ (nm)	Power W <sup>^</sup> /nm	Lumens ( $\phi$ /nm)	$\lambda$ (nm)	Power W <sup>^</sup> /nm	Lumens ( $\phi$ /nm)	$\lambda$ (nm)	Power W <sup>^</sup> /nm	Lumens ( $\phi$ /nm)	$\lambda$ (nm)	Power W <sup>^</sup> /nm	Lumens ( $\phi$ /nm)
360	0	NR	490	104	NR	620	818	NR	750	20	NR	880	1	NR
365	0	NR	495	135	NR	625	755	NR	755	17	NR	885	0	NR
370	0	NR	500	184	NR	630	691	NR	760	15	NR	890	0	NR
375	0	NR	505	247	NR	635	625	NR	765	13	NR	895	0	NR
380	0	NR	510	309	NR	640	561	NR	770	11	NR	900	0	NR
385	0	NR	515	369	NR	645	499	NR	775	9	NR	905	0	NR
390	0	NR	520	419	NR	650	441	NR	780	8	NR	910	0	NR
395	0	NR	525	460	NR	655	388	NR	785	7	NR	915	0	NR
400	1	NR	530	492	NR	660	338	NR	790	6	NR	920	0	NR
405	3	NR	535	524	NR	665	294	NR	795	5	NR	925	0	NR
410	7	NR	540	553	NR	670	253	NR	800	4	NR	930	0	NR
415	15	NR	545	588	NR	675	218	NR	805	4	NR	935	0	NR
420	31	NR	550	625	NR	680	188	NR	810	3	NR	940	0	NR
425	60	NR	555	670	NR	685	161	NR	815	3	NR	945	0	NR
430	107	NR	560	723	NR	690	139	NR	820	3	NR	950	0	NR
435	183	NR	565	780	NR	695	118	NR	825	2	NR	955	0	NR
440	289	NR	570	837	NR	700	100	NR	830	2	NR	960	0	NR
445	460	NR	575	894	NR	705	85	NR	835	2	NR	965	0	NR
450	646	NR	580	942	NR	710	73	NR	840	1	NR	970	0	NR
455	561	NR	585	976	NR	715	62	NR	845	1	NR	975	0	NR
460	331	NR	590	998	NR	720	53	NR	850	1	NR	980	0	NR
465	238	NR	595	1000	NR	725	45	NR	855	1	NR	985	0	NR
470	178	NR	600	990	NR	730	39	NR	860	1	NR	990	0	NR
475	120	NR	605	962	NR	735	33	NR	865	1	NR	995	0	NR
480	96	NR	610	925	NR	740	28	NR	870	1	NR	1000	0	NR
485	95	NR	615	873	NR	745	24	NR	875	1	NR			

REPORT NUMBER: SP1-2407-157-4

**Melanopic Flux vs. Wavelength**



**Melanopic Lumens: NR**

**M/P: 2.27**

$\lambda$ (nm)	Power W <sup>^</sup> /nm	Lumens (φ/nm)	$\lambda$ (nm)	Power W <sup>^</sup> /nm	Lumens (φ/nm)	$\lambda$ (nm)	Power W <sup>^</sup> /nm	Lumens (φ/nm)	$\lambda$ (nm)	Power W <sup>^</sup> /nm	Lumens (φ/nm)	$\lambda$ (nm)	Power W <sup>^</sup> /nm	Lumens (φ/nm)
360	0	NR	490	104	NR	620	818	NR	750	20	NR	880	1	NR
365	0	NR	495	135	NR	625	755	NR	755	17	NR	885	0	NR
370	0	NR	500	184	NR	630	691	NR	760	15	NR	890	0	NR
375	0	NR	505	247	NR	635	625	NR	765	13	NR	895	0	NR
380	0	NR	510	309	NR	640	561	NR	770	11	NR	900	0	NR
385	0	NR	515	369	NR	645	499	NR	775	9	NR	905	0	NR
390	0	NR	520	419	NR	650	441	NR	780	8	NR	910	0	NR
395	0	NR	525	460	NR	655	388	NR	785	7	NR	915	0	NR
400	1	NR	530	492	NR	660	338	NR	790	6	NR	920	0	NR
405	3	NR	535	524	NR	665	294	NR	795	5	NR	925	0	NR
410	7	NR	540	553	NR	670	253	NR	800	4	NR	930	0	NR
415	15	NR	545	588	NR	675	218	NR	805	4	NR	935	0	NR
420	31	NR	550	625	NR	680	188	NR	810	3	NR	940	0	NR
425	60	NR	555	670	NR	685	161	NR	815	3	NR	945	0	NR
430	107	NR	560	723	NR	690	139	NR	820	3	NR	950	0	NR
435	183	NR	565	780	NR	695	118	NR	825	2	NR	955	0	NR
440	289	NR	570	837	NR	700	100	NR	830	2	NR	960	0	NR
445	460	NR	575	894	NR	705	85	NR	835	2	NR	965	0	NR
450	646	NR	580	942	NR	710	73	NR	840	1	NR	970	0	NR
455	561	NR	585	976	NR	715	62	NR	845	1	NR	975	0	NR
460	331	NR	590	998	NR	720	53	NR	850	1	NR	980	0	NR
465	238	NR	595	1000	NR	725	45	NR	855	1	NR	985	0	NR
470	178	NR	600	990	NR	730	39	NR	860	1	NR	990	0	NR
475	120	NR	605	962	NR	735	33	NR	865	1	NR	995	0	NR
480	96	NR	610	925	NR	740	28	NR	870	1	NR	1000	0	NR
485	95	NR	615	873	NR	745	24	NR	875	1	NR			

**Summary**

$R_f = 74.6$   
 $R_g = 94$   
 $CIE R_a = 71.7$   
 $R_9 = -34.8$



**Color Vector Graphics**





**Individual Sample Fidelity Index ( $R_{f,i}$ )**

CES01 = 86	CES26 = 65	CES51 = 87	CES76 = 58
CES02 = 62	CES27 = 89	CES52 = 85	CES77 = 76
CES03 = 31	CES28 = 84	CES53 = 77	CES78 = 61
CES04 = 71	CES29 = 68	CES54 = 85	CES79 = 86
CES05 = 49	CES30 = 83	CES55 = 84	CES80 = 83
CES06 = 51	CES31 = 71	CES56 = 74	CES81 = 73
CES07 = 41	CES32 = 64	CES57 = 74	CES82 = 93
CES08 = 40	CES33 = 78	CES58 = 75	CES83 = 91
CES09 = 29	CES34 = 75	CES59 = 85	CES84 = 88
CES10 = 76	CES35 = 87	CES60 = 90	CES85 = 75
CES11 = 59	CES36 = 92	CES61 = 81	CES86 = 64
CES12 = 65	CES37 = 84	CES62 = 89	CES87 = 77
CES13 = 43	CES38 = 92	CES63 = 75	CES88 = 80
CES14 = 74	CES39 = 96	CES64 = 65	CES89 = 67
CES15 = 71	CES40 = 92	CES65 = 64	CES90 = 80
CES16 = 47	CES41 = 93	CES66 = 60	CES91 = 78
CES17 = 50	CES42 = 86	CES67 = 58	CES92 = 56
CES18 = 56	CES43 = 77	CES68 = 66	CES93 = 73
CES19 = 73	CES44 = 99	CES69 = 75	CES94 = 49
CES20 = 66	CES45 = 85	CES70 = 60	CES95 = 66
CES21 = 87	CES46 = 81	CES71 = 56	CES96 = 76
CES22 = 79	CES47 = 86	CES72 = 85	CES97 = 82
CES23 = 92	CES48 = 75	CES73 = 52	CES98 = 76
CES24 = 91	CES49 = 79	CES74 = 95	CES99 = 64
CES25 = 73	CES50 = 86	CES75 = 60	



Color Rendition by Hue-Angle Bin



Measure Comparisons



(END OF REPORT)